



FAN COIL UNITS



euroclima[®]
We care for better air



euroclima®
We care for better air

MANUFACTURING AND DISTRIBUTION



Euroclima AG | Bruneck (IT)



Euroclima GmbH | Sillian (AT)



Euroclima Indien | Mumbai (IN)



Bini Clima SRL | Rovereto (IT)



Euroclima ME | Dubai (UAE)



Euroclima RUS | Moscow (RUS)
(work in progress)

Bruneck

Sillian

Rovereto

Moscow

Mumbai

Dubai



THE COMPANY



Your best partner for fan coil units

Since 1963, Euroclima is a leader in customized air conditioning and ventilation systems. We develop, manufacture and commercialize high quality air handling products for all applications, from basic comfort to health care, process air and installations with highly efficient heat recovery systems.

Euroclima is a company with extensive international operations and 6 manufacturing facilities in Italy, Austria, India, UAE and Russia and more than 40.000 m² of production and offices. We are specialized in the manufacturing and worldwide distribution of air handling units and fan coil units.

We try to exceed the expectations of our customers by innovation, quality and comprehensive service. More than 450 employees are currently employed. Euroclima has a well distributed network of sales and service all over Europe, Asia, Middle East, Northern Africa and Australia. Our partners in various countries assume a regional covering responsibility for marketing, local servicing and optimal assistance.

Over the last 50 years, Euroclima has delivered more than 100.000 air handling and fancoil units all over the world.

Euroclima is ISO 9001:2015 certified.

Success story

The secret of Euroclima's long-standing and continuous success lies in the efficient project-management and the distinctive customer-orientation. We understand and address to our customer's needs and offer tailor-made solutions to optimize operating costs. This is achieved by:

- our professionalism and the commitment of all our employees
- our teamwork and the close relationships with our distributors, customers and suppliers
- our many years of experience and know-how in elaborating innovative solutions
- the quality, sustainability and reliability of our products



YOUR BEST PARTNER FOR FAN COIL UNITS

Customized terminals

Euroclima offers a wide range of both standardized and customized terminal units for residential and commercial buildings such as hotels, offices, schools, stores, museums, cinemas etc.. We do not only produce simple and cost effective products for comfort applications, but we can also comply with special requests such as marine or medical applications. Furthermore we can design special products for your own projects, built with the latest technology components. All fancoils can be delivered with factory fitted controls and accessories (valves, heating elements, etc.).



Our philosophy

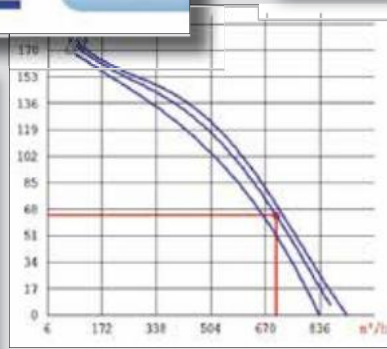

- CUSTOMER – the trustful cooperation with our partners, customers and suppliers and our professionalism create the basis for long lasting partnerships
- EMPLOYEE – through the outstanding internal teamwork we are able to work efficiently and effectively
- COMMITMENT – our major commitment grants the best possible support to our customers, from design and production through to after-sale service

Our vision

The world and the market are changing very fast, we therefore continuously adapt our products and processes to meet the latest requirements and regulations. Our strategy is based on continuous development of environmentally friendly solutions in order to achieve the best possible indoor air quality. Innovation, sustainability and minimum operating costs are the key aspects we consider when designing new solutions.



SOFTWARE



Unità di misura
European &
British standard

The Euroclima FCU selection software is developed to select the proper unit for offices, retailers, installers and end users.

It is available in **7 languages**: Italian, English, French, German, Spanish, Russian and Dutch.

After setting the operating conditions, it is **simple to select the unit** and to print the **technical data** including **unit dimensions** as well as the **commercial offer**.

Unit and accessory prices, catalogues and **technical documentation** are integrated in the software.

GENERAL FEATURES

GENERAL FEATURES

COIL	Copper tubes DN 9,52 mm (3/8") staggered for greater heat transfer, highly efficient aluminium fins. Coil headers made of brass, copper or steel with connections for 2 or 4 pipe systems. Manual air vent valves as standard, automatic air vent valves optional. Working pressure = 14,4 bar / Test 40 bar, working temperature 80°C (max 100°C).
FILTER	Regenerable synthetic fiber enclosed in a galvanized frame with wire mesh protection. The filter is easily removable for cleaning and maintenance. Filter efficiency G1, G2 and G3. On request metallic, washable or highly efficient filters available.
FAN	Tangential, helicoidal and double inlet centrifugal fans with galvanized steel scrolls and aluminium or ABS impellers. The impellers are statically and dynamically balanced.
MOTOR	Motors in accordance with European Standard ErP2015 n. 327/2011 (where indicated), provided with self-lubricating bearings and cast aluminum enclosure (temperature class B or F, thermal protection incorporated) with or without autotransformer. <u>AC-motor</u> – V230/1/50-60Hz single phase, 3, 5, 6 or 7 speeds are available depending on model, 3 are wired to the fan speed switch. <u>EC-motor</u> – V230/1/50-60Hz single phase, brushless, for continuous variable speed control (0...10V signal)
CASING	Frame construction made of galvanized steel, casing epoxy powder coated RAL 9010 (any RAL colour available on request). On request complete insulation on fan and coil section and cabinet (5 or 12 mm closed cells self-adhesive polyethylene, fireproof insulation class 1 European standard). Inclined drain pan made of galvanized steel, insulated 5 mm self-adhesive polyethylene as standard. On request drain pan made of stainless steel or epoxy powder coated. <u>DS series</u> – sandwich double skin self supporting panel 25 mm thick, outer skin 0,7 mm RAL 9010 polyester coating. Inner skin 1,0 mm galvanized sheet steel. Soundabsorbing rockwool insulation, non-combustible, fire class A1, density 20 kg/m ³ .
CONTROL	3-speed fan switch, wired electrical control box IP22 (IP55 on request), mechanical and electronic thermostats, unit or wall mounted available according to the fancoil model.
GRILLE	Anodized and coated aluminium grille.

ACCESSORIES

THERMOSTAT	Mechanical or electronic, unit or wall mounted to control all the unit's functions (summer/winter switch, 3-speed fan switch), ready for valve control etc.. A great choice of regulations for standard and special applications is available.
VALVE	2, 3, 3 ways + bypass with on/off actuators (V230/1) and modulating actuators (0...10Vdc) for 2 or 4-pipe systems. They can be supplied loose or factory fitted.
HEATING ELEMENT	Stainless steel AISI 304 with alu-zinc fins, safety thermostat with manual reset (automatic on request), power contactor. Technical and constructional characteristics according to European safety regulations. Several heating elements can be connected parallelly to increase the heating capacity.
SUPPORTING FEET	For vertical units, made of sturdy galvanized steel epoxy coated, light grey RAL 7074, to be mounted on the units base for placement or screening of tubes.
PLENUM	Supply monoblock plenum with round spigot connections (max. DN 250 mm), return plenum is to be mounted separately. It can be internally insulated with closed cells self-adhesive polyethylene, fireproof insulation (class 1 European standard).
GERMICIDAL LAMP	High efficiency UV lamp, reduces the risk of contamination of coil fins. Used whenever a high degree of sterilization is required.

CASSETTES



The **innovative design** of Bini Klima cassettes grants **high performance with low sound**. It is the perfect unit if the design comes first and it perfectly matches any surroundings or decor. The highly efficient fan and the adjustable blades grant a **perfect air distribution**. The dimensions of the cassette are suitable for all **European standard modules** and allow a **quick and easy installation**.

Wide range of models and huge availability of accessories make these cassettes adaptable to any request.

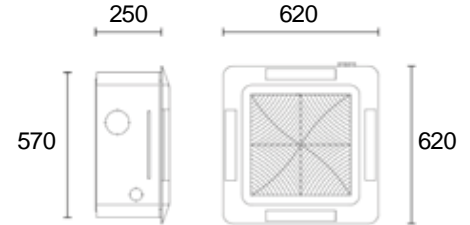


CASSETTES

CT-EC

4-way single

- condensing pump, non-return valve and float included
- easily removable and washable filter
- 2 or 4 pipe systems
- coil with 3 or 2+1 rows
- EC-motor
- remote IR control or wall thermostat (on request)
- electric element and safety contactor (on request)
- fresh & adjacent room air spigot (on request)
- panel in ABS
- panel in powder coated aluminium on request



Size (single)	CT-EC	2 pipes 4 pipes	
		049	049
Nominal airflow	m ³ /h	304	304
Total cooling capacity ⁽¹⁾	kW	1,53	1,53
Sensible cooling capacity ⁽¹⁾	kW	0,79	0,79
Heating capacity ⁽²⁾	kW	1,27	-
Heating capacity ⁽³⁾	kW	-	2,46
Sound Power Level Lw ⁽⁴⁾	dB(A)	38,0	38,0



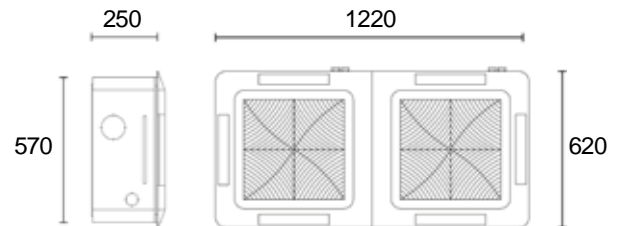
eurovent-certification.com
Euroclima participates in the EPC programme for Air Handling Units (AHU) and Fan Coil Units (FCU); Check ongoing validity of certificate:

⁽¹⁾ Air 27/19° C - Water 7-12° C - 3R
⁽²⁾ Air 20° C - Water 45-40° C - 3R
⁽³⁾ Air 20° C - Water 65-55° C - 1R
⁽⁴⁾ A 1/3 Octave band

CT-EC

4-way double

- condensing pump, non-return valve and float included
- easily removable and washable filter
- 2 or 4 pipe systems
- coil with 3 or 2+1 rows
- EC-motor
- remote IR control or wall thermostat (on request)
- electric element and safety contactor (on request)
- fresh & adjacent room air spigot (on request)
- panel in ABS
- panel in powder coated aluminium on request



Size (double)	CT-EC	2 pipes 4 pipes	
		126	126
Nominal airflow ⁽¹⁾	m ³ /h	580	580
Total cooling capacity ⁽¹⁾	kW	3,36	3,24
Sensible cooling capacity ⁽¹⁾	kW	2,48	2,20
Heating capacity ⁽²⁾	kW	4,24	-
Heating capacity ⁽³⁾	kW	-	4,49
Sound Power Level ⁽⁴⁾	dB(A)	41,0	41,0



eurovent-certification.com
Euroclima participates in the EPC programme for Air Handling Units (AHU) and Fan Coil Units (FCU); Check ongoing validity of certificate:

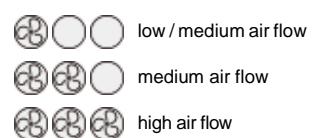
⁽¹⁾ Air 27/19° C - Water 7-12° C - 3R (2 pipes) e 2R (4 pipes)
⁽²⁾ Air 20° C - Water 45-40° C - 3R
⁽³⁾ Air 20° C - Water 65-55° C - 1R
⁽⁴⁾ A 1/3 Octave band

DECORATIVE UNITS



Euroclima decorative units with their unique design are the optimal solution for room installation in hotels, offices, hospitals, school etc.

Newest technologies, flexibility for special requirements, **wide performance range, effective control system** to **lower energy consumption, low noise**, clean air (air filtration), effective **air exchange, design**, production **quality** and **long lasting lifetime** are the main advantages.



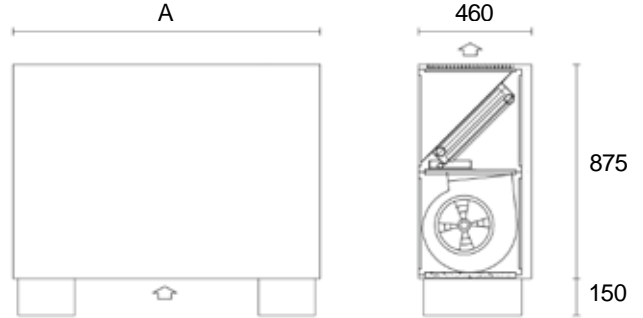
DECORATIVE UNITS

TIM, TIM-EC



vertical

- bottom intake and vertical discharge with Alu-grille
- easily removable G3 filter
- 2 or 4 pipe systems
- coil with 4, 5, 4+1 or 5+1 rows
- drain pan insulated 5 mm
- auxiliary drain pan insulated 5 mm (on request)
- AC-motor (TIM) and EC-motor (TIM-EC)



Size	TIM	25	30	35
Nominal airflow ⁽⁰⁾	m ³ /h	3290	3700	3955
Total cooling capacity ⁽¹⁾	kW	23,14	26,67	29,02
Sensible cooling capacity ⁽¹⁾	kW	14,89	17,08	18,65
Heating capacity ⁽²⁾	kW	27,32	31,19	33,80
Heating capacity ⁽³⁾	kW	45,79	52,16	56,56
Sound Power Level Lw ⁽⁴⁾	dB(A)	69,1	71,5	72,5
Sound pressure Level Lp ⁽⁴⁾	dB(A)	60,1	62,5	63,5
Width "A"	mm	1650	1850	2050

TIM-EC	25	30	35
m ³ /h	3060	3705	4185
kW	20,40	24,77	28,27
kW	13,15	15,92	18,13
kW	24,18	29,29	33,31
kW	40,54	49,09	55,79
dB(A)	64,9	69,1	70,3
dB(A)	55,9	60,1	61,3
mm	1650	1850	2050

⁽⁰⁾ 4R (16T) - Maximum speed
⁽¹⁾ Air: 27° C, 50% - Water in: 7/12° C
⁽²⁾ Air: 20° C - Water in 50° C same water flow as cooling
⁽³⁾ Air: 20° C - Water in 70/60° C
⁽⁴⁾ Lw: octave band center frequency - Lp=Lw-9dB(A)

⁽⁰⁾ 4R (16T) - Voltage 10 Vdc
⁽¹⁾ Air: 27° C, 50% - Water in: 7 / 12° C
⁽²⁾ Air: 20° C - Water in 50° C same water flow as cooling
⁽³⁾ Air: 20° C - Water in 70 / 60° C
⁽⁴⁾ Lw: octave band center frequency - Lp=Lw-9dB(A)

TOM, TOM-EC



horizontal

- bottom intake and vertical discharge with Alu-grille
- easily removable G3 filter
- 2 or 4 pipe systems
- coil with 4, 5, 4+1 or 5+1 rows
- drain pan insulated 5 mm
- auxiliary drain pan insulated 5 mm (on request)
- AC-motor (TOM) and EC-motor (TOM-EC)




Size	TOM	25	30	35
Nominal airflow ⁽⁰⁾	m ³ /h	3290	3700	3955
Total cooling capacity ⁽¹⁾	kW	23,14	26,67	29,02
Sensible cooling capacity ⁽¹⁾	kW	14,89	17,08	18,65
Heating capacity ⁽²⁾	kW	27,32	31,19	33,80
Heating capacity ⁽³⁾	kW	45,79	52,16	56,56
Sound Power Level Lw ⁽⁴⁾	dB(A)	69,1	71,5	72,5
Sound pressure Level Lp ⁽⁴⁾	dB(A)	60,1	62,5	63,5
Width "A"	mm	1650	1850	2050

TOM-EC	25	30	35
m ³ /h	3060	3705	4185
kW	20,40	24,77	28,27
kW	13,15	15,92	18,13
kW	24,18	29,29	33,31
kW	40,54	49,09	55,79
dB(A)	64,9	69,1	70,3
dB(A)	55,9	60,1	61,3
mm	1650	1850	2050

⁽⁰⁾ 4R (16T) - Maximum speed
⁽¹⁾ Air: 27° C, 50% - Water in: 7/12° C
⁽²⁾ Air: 20° C - Water in 50° C same water flow as cooling
⁽³⁾ Air: 20° C - Water in 70/60° C
⁽⁴⁾ Lw: octave band center frequency - Lp=Lw-9dB(A)

⁽⁰⁾ 4R (16T) - Voltage 10 Vdc
⁽¹⁾ Air: 27° C, 50% - Water in: 7 / 12° C
⁽²⁾ Air: 20° C - Water in 50° C same water flow as cooling
⁽³⁾ Air: 20° C - Water in 70 / 60° C
⁽⁴⁾ Lw: octave band center frequency - Lp=Lw-9dB(A)

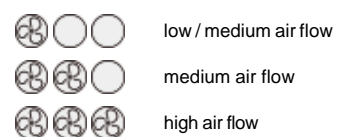
DUCTED UNITS



Euroclima ducted units are the optimal solution for **limited space**, mainly used for **installation in the false ceiling**.

The **design** of the units and the **optimally selected fans** guarantee **quiet operation** even at high external static pressure.

The units can be vertical or horizontal.



DUCTED UNITS

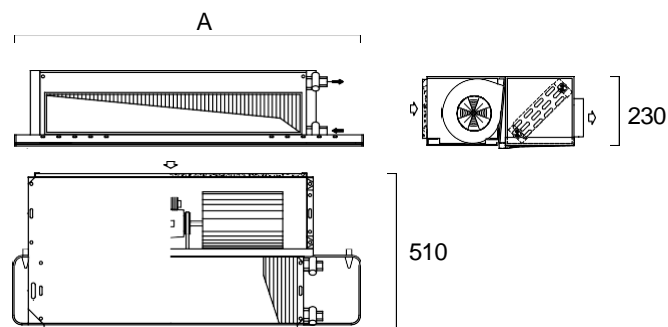
FH



horizontal

- rear intake and horizontal discharge
- easily removable G2 filter
- 2 pipe system
- coil with 3 rows
- drain pan insulated 5 mm
- AC-motor

50 Pa medium



Size	(data - ESP 0 Pa)	FH	025	035	050	070	090
Nominal airflow	m ³ /h	160	225	375	580	645	
Total cooling capacity ⁽¹⁾	kW	0,86	1,28	2,67	3,98	4,63	
Sensible cooling capacity ⁽¹⁾	kW	0,69	1,00	2,29	2,73	3,23	
Heating capacity ⁽²⁾	kW	1,21	1,67	2,77	4,33	4,89	
Sound Power Level Lw ⁽³⁾	dB(A)	52,0	52,0	55,0	56,0	58,0	
Sound Power Level Lw ⁽⁴⁾	dB(A)	54,0	54,0	57,0	58,0	60,0	
Width "A"	mm	700	900	1100	1500	1700	



eurovent-certification.com
Euroclima participates in the EPC programme for Air Handling Units (AHU) and Fan Coil Units (FCU); Check ongoing validity of certificate:

⁽¹⁾ Air: 27/19° C - Water in: 7/12° C - 3 rows
⁽²⁾ Air: 20° C - Water in: 45-40° C - 3 rows
⁽³⁾ 1/3 Octave band outlet
⁽⁴⁾ 1/3 octave band inlet

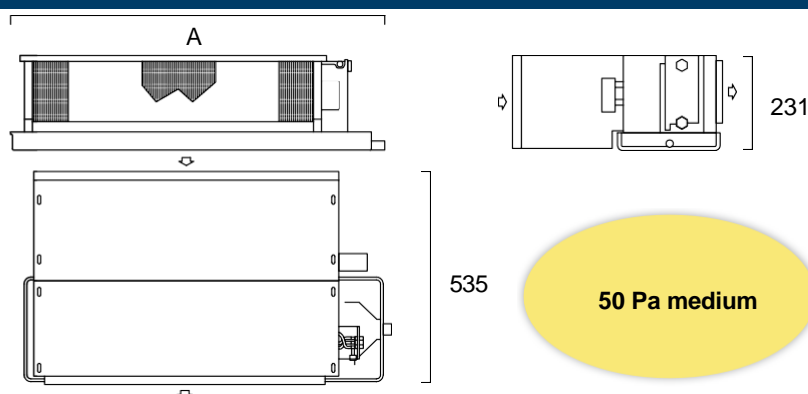
CN



horizontal

- rear intake and horizontal discharge
- Easily removable G1 filter
- 2 pipe system
- Coil with 3 rows
- Protective plate for hydraulic connection
- AC motor

50 Pa medium



Size	CN	08	09	12	14	16
Nominal airflow	m ³ /h	1334	1779	2190	2448	2993
Total cooling capacity ⁽¹⁾	kW	3,45	5,44	7,78	8,21	11,38
Sensible cooling capacity ⁽¹⁾	kW	2,52	3,95	6,28	6,81	9,86
Heating capacity ⁽²⁾	kW	9,10	11,70	14,10	15,60	18,80
Sound Power Level ⁽³⁾	dB(A)	61,0	58,0	60,0	60,0	63,0
Sound Power Level ⁽⁴⁾	dB(A)	63,0	59,0	61,0	61,0	64,0
Width "A"	mm	1427	1537	1427	1527	1827
Height	mm	243	243	297	297	297
Thickness	mm	530	530	600	600	600



eurovent-certification.com
Euroclima participates in the EPC programme for Air Handling Units (AHU) and Fan Coil Units (FCU); Check ongoing validity of certificate:

⁽¹⁾ Air: 27/19° C - Water: 7/12° C - 3 rows
⁽²⁾ Air: 20° C - Water: 45/40° C - 3 rows
⁽³⁾ 1/3 octave band outlet
⁽⁴⁾ 1/3 octave band inlet

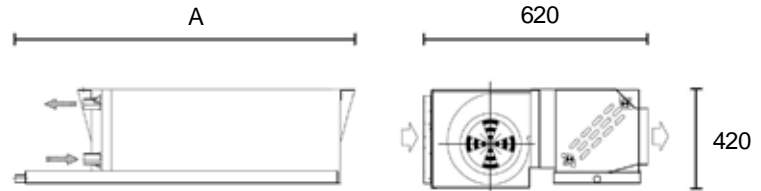
DUCTED UNITS

CE



horizontal

- Bottom or rear intake (on request) horizontal discharge
- Easily removable G3 filter
- 2 pipe system
- Coil with 3 rows
- extended drain pan insulated 5 mm
- EC motor



50Pa - 3,5Vdc

Size	CE	09	11	17	20	23	32
Nominal airflow	m ³ /h	542	615	675	857	1373	1461
Total cooling capacity ⁽¹⁾	kW	2,50	3,02	3,41	4,78	7,06	7,26
Sensible cooling capacity ⁽¹⁾	kW	1,89	2,32	2,67	3,45	5,10	5,57
Heating capacity ⁽²⁾	kW	3,06	3,67	4,20	5,37	8,10	8,74
Sound Power Level ⁽³⁾	dB(A)	64,0	62,0	62,0	62,0	66,0	64,0
Sound Power Level ⁽⁴⁾	dB(A)	65,0	63,0	63,0	63,0	69,0	67,0
Width "A"	mm	700	900	1100	1300	1500	1900

⁽¹⁾ Air 27/19° C – Water 7/12° C – 3 rows
⁽²⁾ Air 20° C – Water 45/40° C – 3 rows
⁽³⁾ 1/3 octave band outlet
⁽⁴⁾ 1/3 octave band inlet



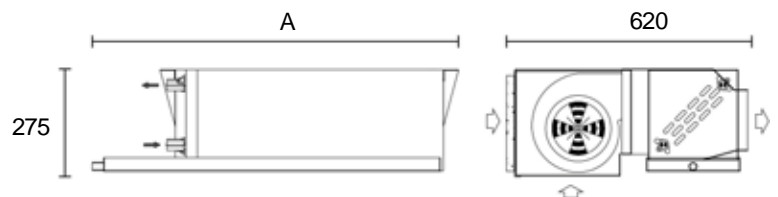
eurovent-certification.com
 Euroclima participates in the EPC programme for Air Handling Units (AHU) and Fan Coil Units (FCU); Check ongoing validity of certificate:

CK



horizontal

- Bottom or rear intake (on request) horizontal discharge
- Easily removable G3 filter
- 2 pipe system
- Coil with 3 rows
- extended drain pan insulated 5 mm
- AC motor



50 Pa Medium

Size	CK	09	11	17	20	23	32
Nominal airflow	m ³ /h	630	535	1300	1355	1920	1772
Total cooling capacity ⁽¹⁾	kW	2,78	2,55	5,73	6,62	8,95	9,30
Sensible cooling capacity ⁽¹⁾	kW	2,07	1,89	4,23	4,72	6,33	6,86
Heating capacity ⁽²⁾	kW	3,43	2,78	7,08	7,76	10,59	11,44
Sound Power Level ⁽³⁾	dB(A)	63,0	64,0	65,0	66,0	67,0	68,0
Sound Power Level ⁽⁴⁾	dB(A)	65,0	66,0	67,0	68,0	69,0	70,0
Width "A"	mm	700	900	1100	1300	1500	1900

⁽¹⁾ Air 27/19° C – Water 7/12° C – 3 rows
⁽²⁾ Air 20° C – Water 45/40° C – 3 rows
⁽³⁾ 1/3 octave band outlet
⁽⁴⁾ 1/3 octave band inlet



eurovent-certification.com
 Euroclima participates in the EPC programme for Air Handling Units (AHU) and Fan Coil Units (FCU); Check ongoing validity of certificate:

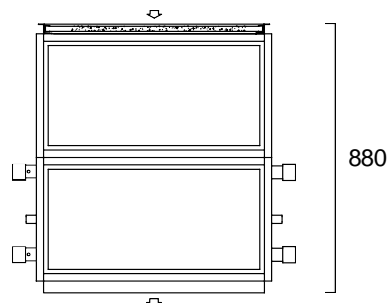
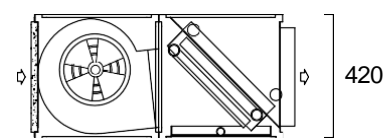
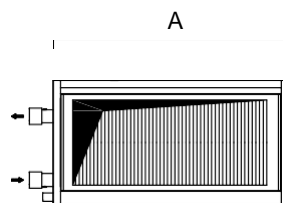
DUCTED UNITS

TO, TO-EC



horizontal

- rear intake and horizontal discharge
- easily removable G3 filter
- 2 or 4 pipe systems
- coil with 4, 5, 4+1 or 5+1 rows
- drain pan insulated 5 mm
- auxiliary drain pan insulated 5 mm (on request)
- AC-motor (TO) and EC-motor (TO-EC)



Size	(data - ESP 0 Pa)	TO	30	35	50	60
Nominal airflow ⁽⁰⁾	m ³ /h	3700	3955	5680	6815	
Total cooling capacity ⁽¹⁾	kW	26,67	29,02	39,52	46,28	
Sensible cooling capacity ⁽¹⁾	kW	17,08	18,65	25,36	29,76	
Heating capacity ⁽²⁾	kW	31,19	33,80	46,63	55,09	
Heating capacity ⁽³⁾	kW	52,16	56,56	78,14	92,37	
Sound Power Level Lw ⁽⁴⁾	dB(A)	71,5	72,5	71,6	73,4	
Sound pressure Level Lp ⁽⁴⁾	dB(A)	53,5	54,5	53,6	55,4	
Width "A"	mm	1400	1600	1800	2000	

TO-EC	30	35	50	60
m ³ /h	3742	4175	5213	6862
kW	24,96	28,22	34,68	43,87
kW	16,05	18,12	22,21	28,13
kW	29,53	33,23	40,94	52,31
kW	49,52	55,66	68,57	87,74
dB(A)	69,9	71,1	70,6	75,5
dB(A)	51,9	53,1	52,6	57,5
mm	1400	1600	1800	2000

TO 120 Pa
TO-EC 200 Pa

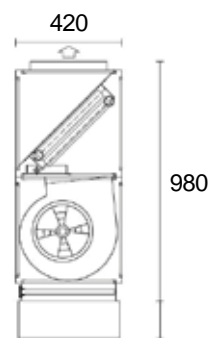
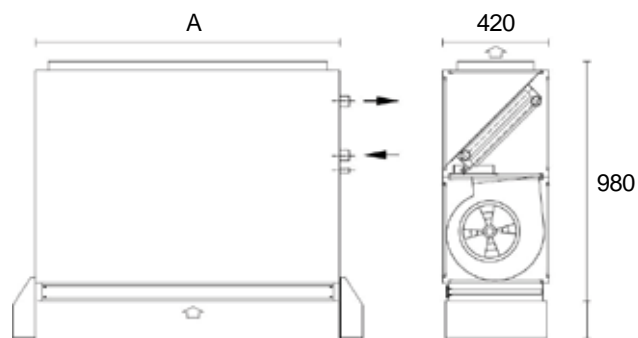
⁽⁰⁾ 4R (16T) - Maximum speed
⁽¹⁾ Air: 27° C, 50% - Water in: 7/12° C
⁽²⁾ Air: 20° C - Water in 50° C same water flow as cooling
⁽³⁾ Air: 20° C - Water in 70/60° C
⁽⁴⁾ Lw: octave band center frequency - Lp=Lw-18dB(A)

TI, TI-EC



vertical

- bottom intake and vertical discharge
- easily removable G3 filter
- 2 or 4 pipe systems
- coil with 4, 5, 4+1 or 5+1 rows
- drain pan insulated 5 mm
- auxiliary drain pan insulated 5 mm (on request)
- AC-motor (TI) and EC motor (TI-EC)



Size	(data - ESP 0 Pa)	TI	30	35I	50	60
Nominal airflow ⁽⁰⁾	m ³ /h	3700	3955	5680	6815	
Total cooling capacity ⁽¹⁾	kW	26,67	29,02	39,52	46,28	
Sensible cooling capacity ⁽¹⁾	kW	17,08	18,65	25,36	29,76	
Heating capacity ⁽²⁾	kW	31,19	33,80	46,63	55,09	
Heating capacity ⁽³⁾	kW	52,16	56,56	78,14	92,37	
Sound Power Level Lw ⁽⁴⁾	dB(A)	71,5	72,5	71,6	73,4	
Sound pressure Level Lp ⁽⁴⁾	dB(A)	53,5	54,5	53,6	55,4	
Width "A"	mm	1400	1600	1800	2000	

TI-EC	30	35	50	60
m ³ /h	3742	4175	5213	6862
kW	24,96	28,22	34,68	43,87
kW	16,05	18,12	22,21	28,13
kW	29,53	33,23	40,94	52,31
kW	49,52	55,66	68,57	87,74
dB(A)	69,9	71,1	70,6	75,5
dB(A)	51,9	53,1	52,6	57,5
mm	1400	1600	1800	2000

TI 120 Pa
TI-EC 200 Pa

⁽⁰⁾ 4R (16T) - Maximum speed
⁽¹⁾ Air: 27° C, 50% - Water in: 7/12° C
⁽²⁾ Air: 20° C - Water in 50° C same water flow as cooling
⁽³⁾ Air: 20° C - Water in 70/60° C
⁽⁴⁾ Lw: octave band center frequency - Lp=Lw-18dB(A)

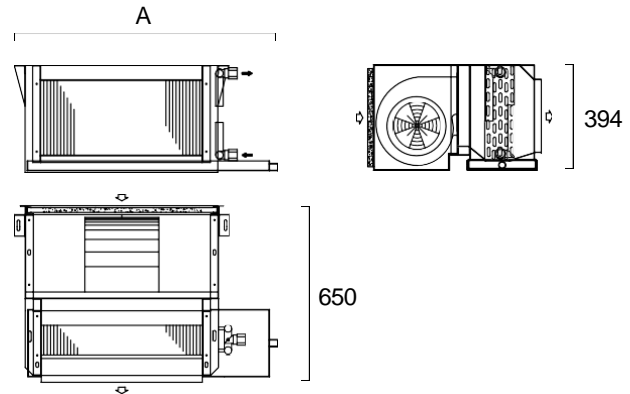
DUCTED UNITS

TB



horizontal

- rear intake and horizontal discharge
- easily removable G3 filter
- 2 pipe system
- coil with 4 rows
- drain pan insulated 5 mm
- AC-motor



Size	(data - ESP 0 Pa)	TB	10	11	22	23	31	32
Nominal airflow	m ³ /h		1280	1480	2190	2680	3200	3490
Total cooling capacity ⁽¹⁾	kW		7,80	8,69	14,06	13,36	20,23	21,34
Sensible cooling capacity ⁽¹⁾	kW		5,53	6,13	9,86	11,51	13,89	14,57
Heating capacity ⁽²⁾	kW		8,68	9,75	15,35	15,50	21,65	23,18
Sound Power Level Lw ⁽³⁾	dB(A)		70,0	71,0	70,0	73,0	72,0	71,0
Sound Power Level Lw ⁽⁴⁾	dB(A)		72,0	73,0	72,0	75,0	74,0	73,0
Width "A"	mm		900	900	1500	1500	1900	1900



eurovent-certification.com
Eurodimia participates in the EPC programme for Air Handling Units (AHU) and Fan Coil Units (FCU); Check ongoing validity of certificate:

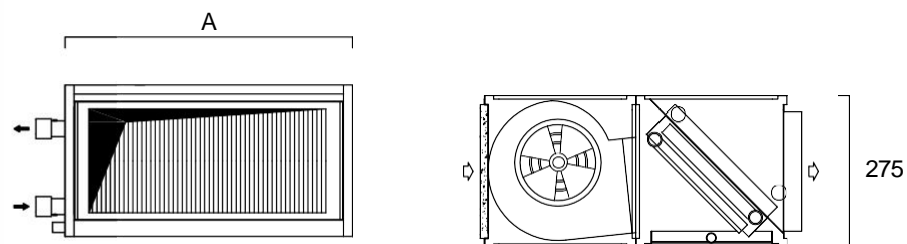
⁽¹⁾ Air: 27/19° C - Water in: 7/12° C, 4 rows
⁽²⁾ Air: 20° C - Water in 45-40° C, 4 rows
⁽³⁾ 1/3 octave band outlet
⁽⁴⁾ 1/3 octave band inlet

TH

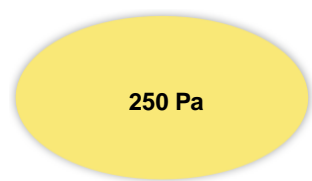


horizontal

- rear intake and horizontal discharge
- easily removable G3 filter
- 2 pipe system
- coil with 4, 4+1, 5 or 5+1 rows
- drain pan insulated 5 mm
- AC-motor



Size	(data - ESP 0 Pa)	TH	35	50	60
Nominal airflow	m ³ /h		3750	4800	6190
Total cooling capacity ⁽¹⁾	kW		27,83	34,83	4,18
Sensible cooling capacity ⁽¹⁾	kW		17,92	22,40	27,79
Heating capacity ⁽²⁾	kW		32,34	40,68	51,00
Heating capacity ⁽³⁾	kW		54,08	68,02	85,45
Sound Power Level Lw ⁽⁴⁾	dB(A)		73,8	68,9	78,0
Width "A"	mm		1600	1800	2000



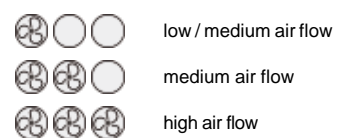
⁽¹⁾ Air: 27/19° C - Water in: 7/12° C, 4 rows
⁽²⁾ Air: 20° C - Water in 45-40° C, 4 rows
⁽³⁾ Air: 20° C - Water in 70/60° C, 4 rows
⁽⁴⁾ Lw: octave band inlet

DOUBLE SKIN SELF-SUPPORTING UNITS



Euroclima double skin self-supporting units are the optimal solution for **limited space**, mainly used for **installation in the false ceiling**.

Thanks to the **double skin construction** (23 mm soundabsorbing rock wool insulation with 20 kg/m³) the unit can handle **high static pressure drops** with reduced noise values.



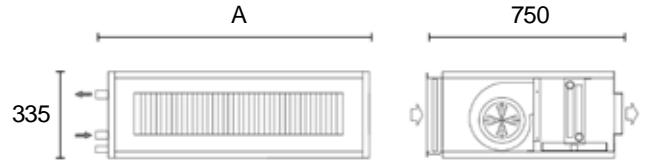
DOUBLE SKIN SELF-SUPPORTING UNITS

FH-DS, FH-DS-EC



horizontal

- 25 mm standard panel with rock wool (20 kg/m³)
- rear intake and horizontal discharge
- easily removable G2 filter
- 2 or 4 pipe systems
- coil with 3 or 3+1 rows
- drain pan insulated 5 mm
- auxiliary drain pan insulated 5 mm (on request)
- AC-motor (FH-DS) and EC-motor (FH-DS-EC)



FH-DS 50 Pa
FH-DS-EC 90 Pa

Size	(data - ESP 0 Pa)	FH-DS	025	035	050	070	090
Nominal airflow ⁽⁰⁾	m ³ /h		450	505	900	985	1360
Total cooling capacity ⁽¹⁾	kW		2,89	3,78	6,55	7,77	10,29
Sensible cooling capacity ⁽¹⁾	kW		2,02	2,48	4,20	4,96	6,57
Heating capacity ⁽²⁾	kW		3,68	4,43	7,62	8,78	11,81
Heating capacity ⁽³⁾	kW		6,25	7,44	12,73	14,64	19,72
Sound Power Level Lw ⁽⁴⁾	dB(A)		42,4	44,7	44,1	48,4	47,9
Width "A"	mm		600	800	1000	1400	1600

FH-DS-EC	025	035	050	070	090
m ³ /h	528	572	783	1064	1414
kW	2,32	3,26	4,74	6,72	8,62
kW	1,84	2,25	3,16	4,40	5,63
kW	3,21	4,23	5,88	8,18	10,57
kW	5,62	7,19	9,91	13,78	17,84
dB(A)	49,9	50,4	48,5	51,9	52,8
mm	600	800	1000	1400	1600

⁽⁰⁾ 3R (10T) - Maximum speed
⁽¹⁾ Air: 27° C, 50% - Water in: 7/12° C
⁽²⁾ Air: 20° C - Water in 50° C same water flow as cooling
⁽³⁾ Air: 20° C - Water in 70/60° C
⁽⁴⁾ Lw: octave band center frequency

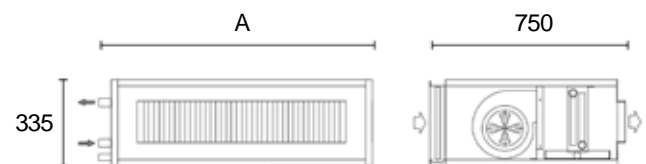
⁽⁰⁾ 3R (10T) - Voltage 10 Vdc
⁽¹⁾ Air: 27° C, 50% - Water in: 7/12° C
⁽²⁾ Air: 20° C - Water in 50° C same water flow as cooling
⁽³⁾ Air: 20° C - Water in 70/60° C
⁽⁴⁾ Lw: Octave band center frequency

CK-DS, CE-DS



horizontal

- 25 mm standard panel with rock wool (20 kg/m³)
- rear intake and horizontal discharge
- easily removable G3 filter
- 2 or 4 pipe systems
- coil with 3, 4 or 3+1 rows
- drain pan insulated 5 mm
- auxiliary drain pan insulated 5 mm (on request)
- AC-motor (CK-DS) and EC-motor (CE-DS)



CK-DS 150 Pa
CE-DS 120 Pa

Size	(data - ESP 0 Pa)	CK-DS	09	11	17	20	23	32
Nominal airflow ⁽⁰⁾	m ³ /h		830	990	1680	1850	2490	2825
Total cooling capacity ⁽¹⁾	kW		5,59	7,17	11,55	13,24	17,38	21,48
Sensible cooling capacity ⁽¹⁾	kW		3,68	4,72	7,54	8,59	12,23	13,75
Heating capacity ⁽²⁾	kW		6,82	8,50	13,83	15,63	20,63	24,62
Heating capacity ⁽³⁾	kW		11,47	14,23	23,22	26,17	34,58	41,11
Sound Power Level Lw ⁽⁴⁾	dB(A)		46,0	46,2	50,4	50,7	53,2	54,7
Width "A"	mm		600	800	1000	1200	1400	1600

CE-DS	09	11	17	20	23	32
m ³ /h	948	1238	1422	1718	2595	3012
kW	5,03	6,91	8,71	10,67	15,33	18,35
kW	3,51	4,76	5,80	7,05	10,12	12,14
kW	6,60	8,96	10,77	13,11	18,99	22,60
kW	11,31	15,26	18,17	22,12	32,07	38,15
dB(A)	52,8	53,7	56,1	53,3	58,1	54,7
mm	600	800	1000	1200	1400	1600

⁽⁰⁾ 4R (10T) - Maximum speed
⁽¹⁾ Air: 27° C, 50% - Water in: 7/12° C
⁽²⁾ Air: 20° C - Water in 50° C same water flow as cooling
⁽³⁾ Air: 20° C - Water in 70/60° C
⁽⁴⁾ Lw: octave band center frequency

⁽⁰⁾ 4R (10T) - Voltage 10 Vdc
⁽¹⁾ Air: 27° C, 50% - Water in: 7/12° C
⁽²⁾ Air: 20° C - Water in 50° C same water flow as cooling
⁽³⁾ Air: 20° C - Water in 70/60° C
⁽⁴⁾ Lw: octave band center frequency

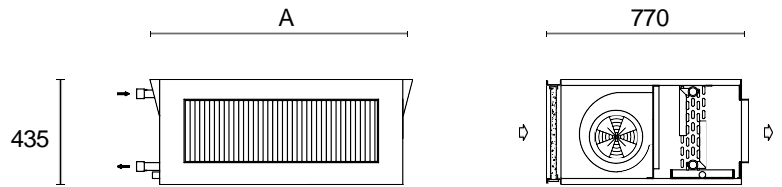
DOUBLE SKIN SELF-SUPPORTING UNITS

TB-DS



horizontal

- 25 mm standard panel with rock wool (20 kg/m³)
- rear intake and horizontal discharge
- easily removable G3 filter
- 2 or 4 pipe systems
- coil with 4,5, 4+1 or 5+1 rows
- drain pan insulated 5 mm
- auxiliary drain pan insulated 5 mm (on request)
- AC-motor



180 Pa

Size	(data - ESP 0 Pa)	TB-DS	10	11	22	23	31	32
Nominal airflow ⁽⁰⁾	m ³ /h		1530	1720	2990	3300	4390	4880
Total cooling capacity ⁽¹⁾	kW		10,97	12,02	21,88	23,56	31,50	33,96
Sensible cooling capacity ⁽¹⁾	kW		7,14	7,77	14,08	15,15	20,15	21,82
Heating capacity ⁽²⁾	kW		12,96	14,26	25,52	27,69	36,82	40,14
Heating capacity ⁽³⁾	kW		21,72	23,94	42,68	46,36	61,67	67,29
Sound Power Level Lw ⁽⁴⁾	dB(A)		61,6	61,3	64,5	64,3	65,6	65,3
Width "A"	mm		935	935	1535	1535	1935	1935

- ⁽⁰⁾ 4R (10T) - Maximum speed
⁽¹⁾ Air: 27° C, 50% - Water in: 7/12° C
⁽²⁾ Air: 20° C - Water in 50° C same water flow as cooling
⁽³⁾ Air: 20° C - Water in 70/60° C
⁽⁴⁾ Lw: octave band center frequency

TO-DS, TO-DS-EC



horizontal

- 25 mm standard panel with rock wool (20 kg/m³)
- rear intake and horizontal discharge
- easily removable G3 filter
- 2 or 4 pipe systems
- coil with 4, 5, 4+1 or 5+1 rows
- drain pan insulated 5 mm
- auxiliary drain pan insulated 5 mm (on request)
- AC-motor (TO-DS) and EC-motor (TO-DS-EC)



TO-DS 120 Pa
TO-DS-EC 200 Pa

Size	(data - ESP 0 Pa)	TO-DS	20	25	30	35	50	60
Nominal airflow ⁽⁰⁾	m ³ /h		2315	3290	3700	3955	5680	6815
Total cooling capacity ⁽¹⁾	kW		16,85	23,14	26,67	29,02	39,52	46,28
Sensible cooling capacity ⁽¹⁾	kW		10,87	14,89	17,08	18,65	25,36	29,76
Heating capacity ⁽²⁾	kW		19,69	27,32	31,19	33,80	46,63	55,09
Heating capacity ⁽³⁾	kW		32,97	45,79	52,16	56,56	78,14	92,37
Sound power Level Lw ⁽⁴⁾	dB(A)		69,1	69,1	71,5	72,5	71,6	73,4
Width "A"	mm		1000	1200	1400	1600	1800	2000

TO-DS-EC	20	25	30	35	50	60	
Nominal airflow ⁽⁰⁾	m ³ /h	2498	3056	3742	4175	5213	6862
Total cooling capacity ⁽¹⁾	kW	16,44	20,37	24,96	28,22	34,68	43,87
Sensible cooling capacity ⁽¹⁾	kW	10,65	13,13	16,05	18,12	22,21	28,13
Heating capacity ⁽²⁾	kW	19,64	24,17	29,53	33,23	40,94	52,31
Heating capacity ⁽³⁾	kW	32,94	40,54	49,52	55,66	68,57	87,74
Sound power Level Lw ⁽⁴⁾	dB(A)	58,9	55,5	59,1	60,1	59,8	63,8
Width "A"	mm	1000	1200	1400	1600	1800	2000

- ⁽⁰⁾ 4R (16T) - Maximum speed
⁽¹⁾ Air: 27° C, 50% - Water in: 7/12° C
⁽²⁾ Air: 20° C - Water in 50° C same water flow as cooling
⁽³⁾ Air: 20° C - Water in 70/60° C
⁽⁴⁾ Lw: octave band center frequency

- ⁽⁰⁾ 4R (16T) - Voltage 10 Vdc
⁽¹⁾ Air: 27° C, 50% - Water in: 7/12° C
⁽²⁾ Air: 20° C - Water in 50° C same water flow as cooling
⁽³⁾ Air: 20° C - Water in 70/60° C
⁽⁴⁾ Lw: octave band center frequency

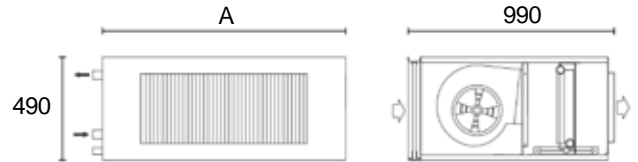
DOUBLE SKIN SELF-SUPPORTING UNITS

TH-DS



horizontal

- 25 mm standard panel with rock wool (20 kg/m³)
- rear intake and horizontal discharge
- easily removable G3 filter
- 2 or 4 pipe systems
- coil with 4, 5, 4+1 or 5+1 rows
- drain pan insulated 5 mm
- auxiliary drain pan insulated 5 mm (on request)
- AC-motor



250 Pa

Size	(data - ESP 120 Pa)	TH-DS	20	25	30	35	50	60
Nominal airflow ⁽⁰⁾	m ³ /h		2660	3195	3500	3750	4800	6190
Total cooling capacity ⁽¹⁾	kW		18,71	22,63	25,55	27,83	34,83	43,18
Sensible cooling capacity ⁽¹⁾	kW		12,03	14,60	16,42	17,92	22,40	27,79
Heating capacity ⁽²⁾	kW		22,06	26,68	29,77	32,34	40,67	51,00
Heating capacity ⁽³⁾	kW		36,98	44,68	49,79	54,08	68,02	85,45
Sound power Level Lw ⁽⁴⁾	dB(A)		56,7	59,3	62,5	60,7	59,7	70,2
Width "A"	mm		1000	1200	1400	1600	1800	2000

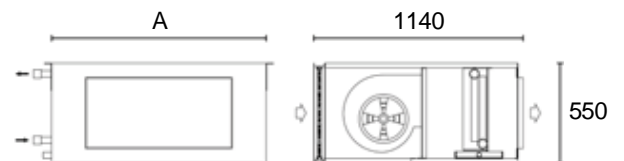
- ⁽⁰⁾ 4R (16T) - Maximum speed - ESP 120 Pa
⁽¹⁾ Air: 27° C, 50 % - Water in: 7 / 12° C
⁽²⁾ Air: 20° C - Water in 50° C same water flow as cooling
⁽³⁾ Air: 20° C - Water in 70 / 60° C
⁽⁴⁾ Lw: octave band center frequency

TE-DS



horizontal

- 25 mm standard panel with rock wool (20 kg/m³)
- rear intake and horizontal discharge
- easily removable G3 filter
- 2 or 4 pipe systems
- coil with 5, 6, 5+1 or 6+1 rows
- drain pan insulated 5 mm
- auxiliary drain pan insulated 5 mm (on request)
- EC-motor



400 Pa

Size	(data - ESP 200 Pa)	TE-DS	20	30	60
Nominal airflow ⁽⁰⁾	m ³ /h		2826	4645	7647
Total cooling capacity ⁽¹⁾	kW		17,08	28,54	48,15
Sensible cooling capacity ⁽¹⁾	kW		12,24	19,96	32,62
Heating capacity ⁽²⁾	kW		22,35	36,52	59,93
Heating capacity ⁽³⁾	kW		38,13	62,07	101,35
Sound power Level Lw ⁽⁴⁾	dB(A)		75,0	78,4	79,5
Width "A"	mm		1000	1400	2000

- ⁽⁰⁾ 5R (18T) - Voltage 10 Vdc - ESP 200 Pa
⁽¹⁾ Air: 27° C, 50% - Water in: 7/12° C
⁽²⁾ Air: 20° C - Water in 50° C same water flow as cooling
⁽³⁾ Air: 20° C - Water in 70/60° C
⁽⁴⁾ Lw: octave band center frequency

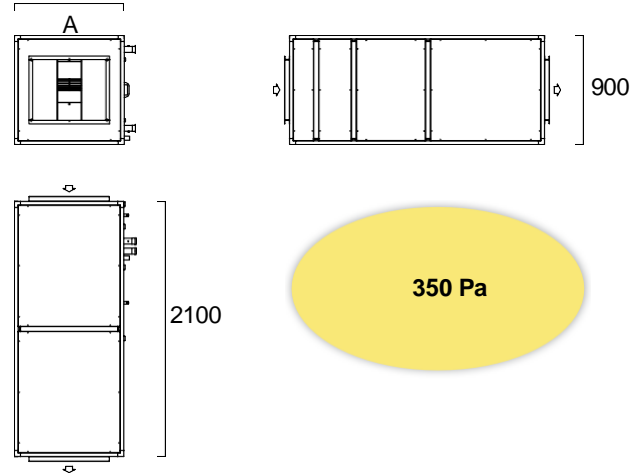
DOUBLE SKIN SELF-SUPPORTING UNITS

TME



horizontal

- 25 mm standard panel with high density rock wool (70 kg/m³)
- rear intake and horizontal discharge
- Double filter easy removable 23 mm - G3 and 48 mm - F7
- 2 pipe system
- coil with 5 or 6 rows
- silencers on supply
- precutted internal panel on coil section
- drain pan insulated 5 mm
- auxiliary drain pan insulated 5 mm (on request)
- monophase EC-motor



Size	(data - ESP 0 Pa)	TME	035	070	105	140
Nominal airflow		m ³ /h	4020	7518	10473	12865
Total cooling capacity ⁽¹⁾		kW	24,13	46,50	66,79	82,43
Sensible cooling capacity ⁽¹⁾		kW	15,86	30,31	43,20	53,48
Heating capacity ⁽²⁾		kW	31,51	59,90	84,85	104,76
Sound Power Level Lw ⁽³⁾		kW	66,40	69,40	71,90	73,90
Width "A"		mm	900	1500	2100	2610

⁽¹⁾ Air: 27/19° C - Water in: 7/12° C, 5 or 6 rows
⁽²⁾ Air: 20° C - Water in 50° C, 5 or 6 rows
⁽³⁾ 1/3 octave band inlet

CONTROLS AND REGULATIONS

**SERIE
A-C300-304**

Electronic multifunction thermostat BMS (Building Management System)

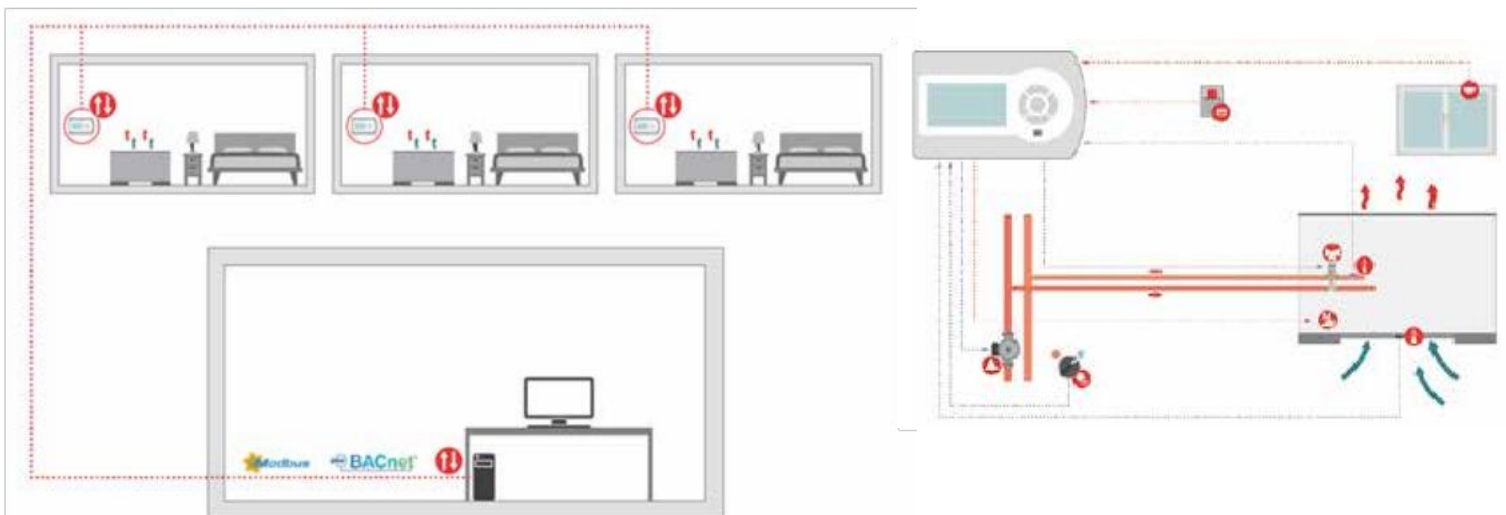


1 Pre-programmed controller with display, clock and communication



- Communication via RS485 (Modbus or BACnet)
- Quick and safe onfiguration with the Evolution tool
- Easy installation
- Control On/Off or 0...10 V
- Input for keycard, window contract, CO2 sensor and season change modus
- Clock for management of time bands

**USB connection for
parameter configuration
& software update**



CONTROLS AND REGULATIONS



A630 & A530 - Electronic analog thermostat unit mounted (AC-motors)

3-speed fan switch, summer/winter switch, desired room temperature control, continuous/thermostat controlled ventilation, for 2 or 4 pipes systems, with valve control (A530) or without valve control (A630), with or without minimum water temperature thermostat, with internal or remote temperature sensor.



A70 & A70D - Electronic thermostat (AC-motors)

3-speed fan switch, summer/winter switch, desired room temperature control, continuous/thermostat controlled ventilation, for 2 or 4 pipes systems, with or without valve control, with or without minimum water temperature thermostat, with internal or remote temperature sensor. A70 analog, A70D digital.



A111 - Electronic digital thermostat (EC motors)

Configurable with 0...10 Vdc for EC-motors, desired room temperature control, summer/winter switch, continuous/thermostat controlled ventilation, for 2 or 4 pipes systems, with or without valve control ON/OFF and modulating (24 Vac), with or without minimum water temperature thermostat, with internal or remote temperature sensor.



A94 - Power interface

Power supply 230Vac - controls up to 4 fancoils with 3 speeds. The signals transmitted from the thermostat respectively switch a relay which controls the wired speed of the motor (max. 3A - 250V for each motor).



TEL - IR Remote control for Cassettes

3-speed fan switch, desired room temperature control, summer/winter switch, continuous/thermostat controlled ventilation.



EE & EH - Electrical heating element (V230/1)

Standard or high capacity heating elements from 700 to 5000 W including security thermostat with manual reset (automatic reset on request) and power contactor, wired to electric box. Dimensions from 350 to 1550 mm. Support for the parallel connection of several heating elements (on request).

CONTROLS AND REGULATIONS



Actuator V230/1

22C (ON/OFF) – NC with thermostatic wax element, (24Vac on request)
SMP28 (ON/OFF) – for 3-way globe valves DN from 1"
EMUJIC (MODULATING) – actuator 24Vac with LED signal



2 / 3-way valve + bypass

Available for DN ½" and DN ¾"
Brass valve body with steel shaft, PN 16



2 / 3-way valve

Available for DN 1" and DN 1 ½"
Brass valve body with steel shaft, PN 16



Stop valve, balancing valve, ball valve

Stop valve on the water entry to manually regulate the water flow.
Balancing valve on the water exit to balance the water circuit.
Ball valve for DN from 1"



A49 - Condensate pump


Composed of pump block and detection unit, flow rate 10, 20 and 30 l/h for fancoils with low, medium and high air flow.



Germicidal lamp kit

Composed of: germicidal lamp, electronic ballast, lamp holder, galva steel support for germicidal lamp kit

REFERENCES



REFERENCES




New Juventus Stadium, Turin (2013) - 20 fan coil units



Bank of Italy Head Office, Rome (2003) - 300 fan coil units



Egyptian Museum, Turin (2012) - 25 fan coil units



Kuwait university SAAF (2019) - 192 fan coil units



Church of the Eremitani, Padova (2011) - 40 fan coil units




Ministry of Mercantile Marine, Rome (1998) - 200 fan coil units



Woolworths supermarket, Australia, Chelsea Heights (2016) - 2 fan coil units

REFERENCES



Euroclima group factories

Euroclima AG | SpA
St. Lorenzner Str. | Via S. Lorenzo 36
39031 Bruneck | Brunico (BZ)
ITALY
Tel. +39 0474 570 900
info@euroclima.com
www.euroclima.com

Euroclima Apparatebau Ges.m.b.H.
Ambach 88
9920 Sillian
AUSTRIA
Tel. +43 (0) 48 42 66 61 -0
info@euroclima.at
www.euroclima.com

Euroclima Middle East
P.O.Box: 119870
Dubai
UNITED ARAB EMIRATES
Tel. +9714 802 4000
eumeinfo@euroclima.com
www.euroclima.com

Euroclima India Pvt Ltd.
Gut No. 45, 65/1, Khaire Ambiwai, Kudus
Khaire Ambiwali Road, Taluka
421 303 Wada
INDIA
Tel. +91 22 4015 8934
info@euroclima.in
www.euroclima.com

Bini Clima S.r.l.
Via A. Prato, 4 / A
38068 Rovereto
ITALY
Tel. +39 0464 437 232
info@biniclima.eu
www.biniclima.eu

Euroclima RUS
129344, Moscow, Eniseyskaya str. 1
Business center Lira
RUSSIA
Tel. +7 926 100 80 26
euroclimarus@euroclima.com
www.euroclima.com

(work in progress)

Euroclima product catalogues



Euroclima September 2021
Due to its commitment of continuous product development and improvement, Euroclima reserves the right to change specifications without notice.

© Copyright by euroclima.com / fotolia.com



euroclima[®]
We care for better air

euroclima